




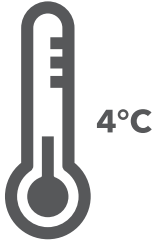




Anatomical Waste Handling Procedures

ACCEPTABLE WASTE	PRIMARY COLLECTION CONTAINER	PACKAGING FOR TRANSPORT	LABELLING & STORAGE
<p>Anatomical waste, including:</p> <ul style="list-style-type: none"> ✓ Tissues ✓ Organs and body parts (not including teeth, hair and nails) 	<p>Bag must be red with biohazard symbol.</p> 	<p>Tie bag securely and place inside fibre drum. Tape drum lid closed.</p> 	<p>Place labels on outside of container. Do not cover printed symbols.</p>   <p>Position labels as shown below:</p>  <p>Storage Room Temperature: Refrigerate at 4°C or below immediately upon storage.</p> 
	<p>Pail must be red with biohazard symbol.</p> 	<p>Lid must be securely closed.</p> 	

Treatment/Disposal Method: Anatomical waste is disposed of by incineration.

Questions? Contact Stericycle Customer Care or Client Services at: 1-866-783-7422, customercarecanada@stericycle.com or clientservicescanada@stericycle.com

All packaging must be compliant with MOE, C4 guidelines and the applicable CGSB standards. These posters detail waste handling procedures for Ontario only.